



SD500-PS and SD500-PSDA Addressable Pull-Station

**IntelliKnight's addressable pull stations
combine fast response with pin-point location ID**

The SD500-PS and SD500-PSDA are a single action or dual action addressable manual fire alarm pull station for use with Silent Knight's IntelliKnight fire control panel. Extremely easy to operate, the SD500-PS/PSDA provides a fast and practical means of manually initiating a fire alarm signal. The IntelliKnight panel recognizes each manual pull station by its specific address saving precious seconds in determining the location of an alarm. The SD500-PS/PSDA mounts to a single gang box and features a rugged metal construction that lasts and lasts. Combine all this with the features you've come to expect from Silent Knight - easy installation and stable operation - and it adds up to a flexible solution for all your fire protection needs.

Addressable Pull Station

SD500-PS & SD500-PSDA

The SD500-PS is a single action addressable fire pull station, and the SD500-PSDA is a dual action addressable fire pull station. The SD500-PS/PSDA feature rugged metal construction. A terminal strip on back of the pull station allows interconnection of the pull station to the SLC of an IntelliKnight control panel. The SD500-PS/PSDA is designed for indoor use in non-explosive environments. The normally open initiating point contacts are gold-plated to avoid risk of corrosion. The SD500-PS/PSDA has been tested by UL for compliance to the requirements of the Americans with Disabilities ACT (ADA).

Features


- UL Listed
- CSFM listed
- MEA (SD500-PS only) 429-92-E Vol XI
- ADA compliant
- Key reset (Same key as Silent Knight enclosures)
- Surface mount back box available

- Terminals - accept up to 14 gauge wire
- Extremely easy to operate
- Corrosion-resistant gold-plated contacts.
- Reflective label makes it easier to locate in low light

Operation

The SD500-PS/PSDA single action pull stations are operated by a pull on the front pull cover of the station. A plunger switch, wired to a self contained addressable module, is released as the pull station opens to initiate the alarm. Once operated, the cover hangs down and can be seen up to 100 feet away. The pull station is reset by returning the front cover to the normal upright position and relocking the station with a reset key. The reset keys are the same keys used on Silent Knight enclosures.

The SD500-PS/PSDA includes a status LED which blinks, indicating that the addressable module is communicating with the loop. The status LED lights continuously during an alarm. A dip switch on the addressable module is used to set the unique address.



SD500-PS

Specifications

Operating Voltage:	24VDC
Standby Current:	.55mA
Alarm Current:	.55mA
Ambient Temperature:	32°F to 120° (0°C to 49°C)
Mounting:	Single gang box PS-SMBB - Optional Red Surface Mount Box

P/N 350342 Rev. E

© 2016 Honeywell International Inc

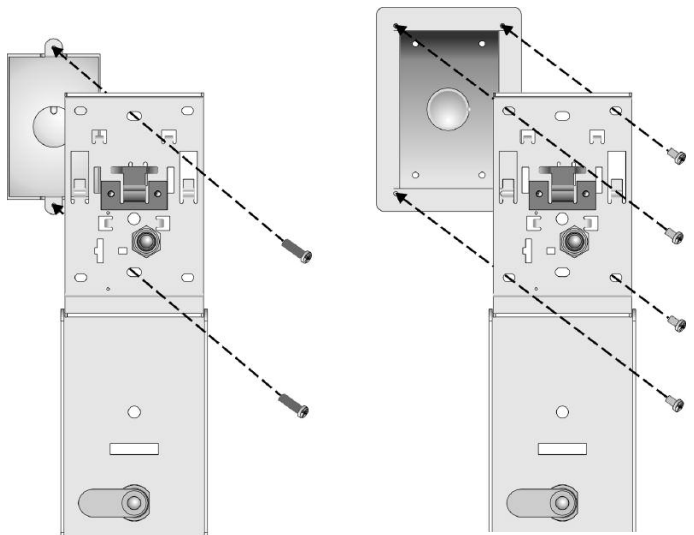
SD500-PS and SD500-PSDA Addressable Pull-Station

Engineering Specifications

Manual pull station shall be addressable Module SD500-PS/SD500-PSDA. Equipment shall be made of 14 gauge C.R.S.(Cold Rolled Steel), painted with a red enamel . The label shall contain the words Fire Alarm and be made of a reflective material embossed text 3/8 inches tall. Operating instruction shall be clearly visible on the same label. Manual station shall contain a key operated test and reset lock using a lock plate actuator, the key shall match the control panel.

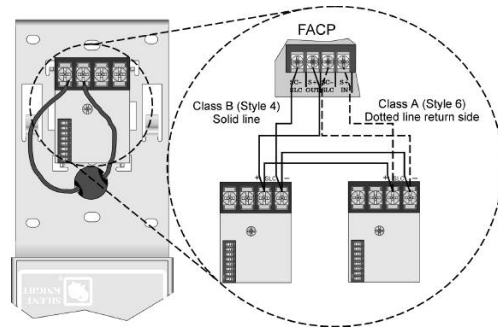
Manual station shall contain four terminal blocks with two connected to the addressable module and two connect to the SLC loop. Manual station shall provide data to the control panel with an ID address programmed by dip switch settings .

Manual stations shall be Underwriters Laboratories Inc. listed and installed within the limits defined in the American Disabilities Act.

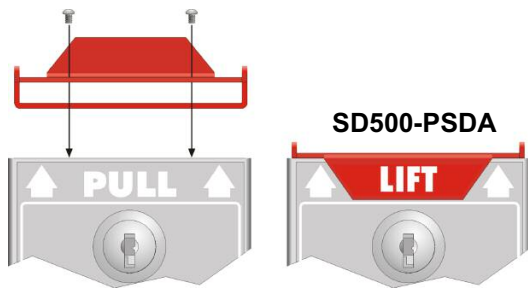


Mounting to Single Gang Electrical Box

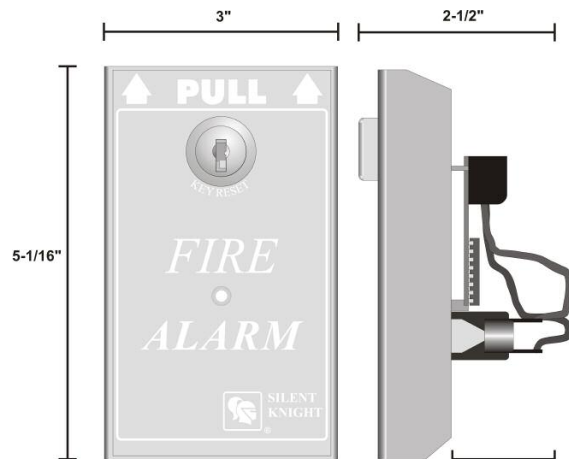
Mounting to Optional Surface Mount Box



Wiring



Installing SD500-LK



Dimensions

Electrical Box must be at least 1-1/2" Deep



This document is not intended to be used for installation purposes. We try to keep our product information up-to-date and accurate. We cannot cover all specific applications or anticipate all requirements. All specifications are subject to change without notice. For more information, contact Silent Knight 12 Clintonville Road, Northford, CT 06472-1610 Phone: (800) 328-0103, Fax: (203) 484-7118. www.silentknight.com