



# Silent Knight

® By Honeywell

## 5865-3 and 5865-4 Installation Instructions

The following instructions are a quick reference guide, refer to the control panel installation manual for detailed system information.

The 5865-3 and 5865-4 are LED Annunciators that provide you with 30 programmable LED's (15 red, 15 yellow). 5865 connects to the panel via the SBUS.

## Wiring the 5865-3 or 5865-4

*Note: Installation and wiring of these devices must be done in accordance with NFPA 72 and local ordinances.*

Terminate the wiring as shown in Figure 1. See also Table 1.

**Table 1: Wire Connections**

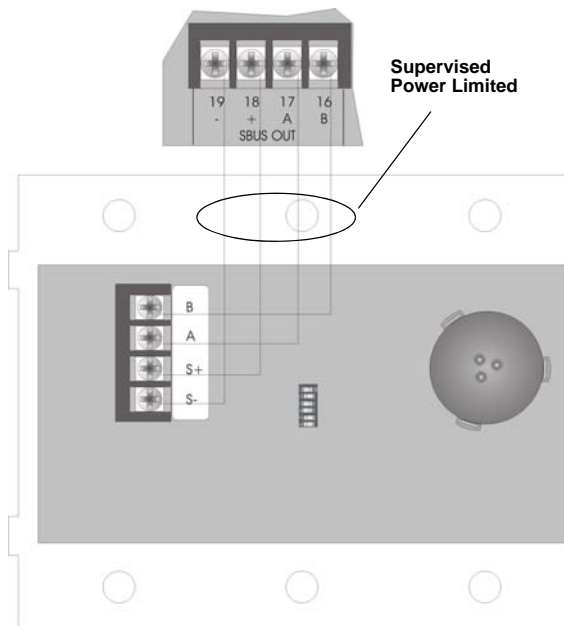
5865-3 & 5865-4 Terminals	FACP Terminals
	Label
B	B
A	A
S+	+
S-	-

## Specifications

Table 2 lists the operating specifications for the 5865-3 and 5865-4.

**Table 2: 5865-3 and 5865-4 Specifications**

Specifications	
Max. Line Resistance	50Ω
Max. Alarm Current	145 mA
Standby Current	35 mA
Max. Voltage	24 VDC
Operating Temperature	0° to 49° C (32° to 120° F)
Indoor Use Only	



**Figure 1: 5865-3 or 5864-4 Connection to the FACP**

## Setting the Device Address

Refer to Figure 2 to set the DIP switches to the desired address.

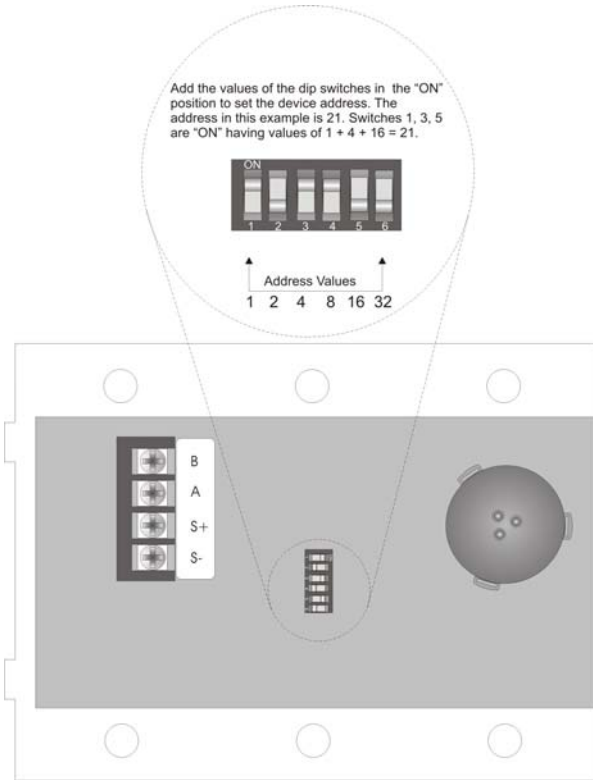


Figure 2: Setting the Device Address

## Mounting the 5865-3

The 5865-3 mounts into a standard 3-gang electrical box.

Follow these steps to mount the 5864-3:

1. Make sure that the 5865-3 is properly wired to the control panel. See Figure 1.

2. Place the 5865-3 into the 3-gang electrical box. See Figure 3.

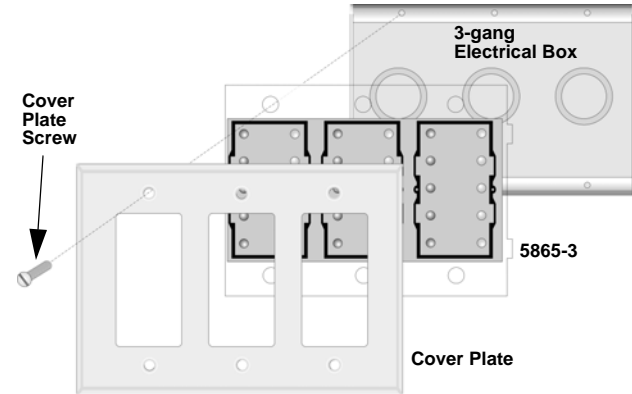


Figure 3: 5865-3 Mounting

3. Place cover plate over the top of the 5865-3 and align the holes. See Figure 3.
4. Insert the six cover plate screws into six screw holes on the 3-gang electrical box.
5. Screw the six cover plate screws all the way in until the cover plate fits firmly against the 5865-3 and the electrical box. Do Not over tighten.

## Mounting the 5865-4

The 5865-4 mounts into a standard 4-gang electrical box.

Use the same procedure as used for mounting the 5865-3.

*Note: The 5865-4 uses 8 cover plate screws.*



12 Clintonville Road  
Northford, CT 06472-1610 USA  
203-484-7161  
Fax: 203-484-7118  
www.silentknight.com

© 2009 Honeywell International Inc.